


1st Grade
VIRTUAL
LEARNING DAY
PACKET
DAYS 1-5

bwallace@dbqdream.org

DAY 1

Flowers



When spring comes, flowers start to bloom. Flowers have 5 main parts. They have roots, a stem, leaves, seeds, and petals.

A flower needs soil, water, air, and sunlight to grow. When the seeds from the flower are planted, more flowers grow!

Planting flowers helps the Earth and makes people happy!

1. When do flowers start to bloom?

- a. winter
- b. spring
- c. summer
- d. fall


2. How do more flowers grow?

- a. rain
- b. magic
- c. bees
- d. seeds

3. What four things do flowers need?

4. Why do flowers make people happy?

Time for Spring



It had been a long winter. When spring finally came, José was excited to go for a walk!

He saw lots of little creatures on his walk. The bunnies, birds, and caterpillars made him happy.

José smelled the fresh air and felt the warm sunlight. He even saw flowers blooming!

José was so happy spring was finally here!

1. When did this story take place?

- a. spring
- b. summer
- c. winter
- d. fall

2. What did he see on his walk?

- a. frogs
- b. bunnies
- c. bees
- d. butterflies

3. Is this story fiction or nonfiction?

- a. fiction
- b. nonfiction









4. Why do you think José was happy?

NAME _____

DATE _____

Fast Tens Addition

Fill in each answer below.

<p>1</p> $\begin{array}{r} 10 \\ + 8 \\ \hline \end{array}$ 	<p>2</p> $\begin{array}{r} 10 \\ + 2 \\ \hline \end{array}$ 
<p>3</p> $\begin{array}{r} 10 \\ + 6 \\ \hline \end{array}$ 	<p>4</p> $\begin{array}{r} 10 \\ + 4 \\ \hline \end{array}$ 
<p>5</p> $\begin{array}{r} 10 \\ + 1 \\ \hline \end{array}$ 	<p>6</p> $\begin{array}{r} 10 \\ + 5 \\ \hline \end{array}$ 
<p>7</p> $\begin{array}{r} 10 \\ + 7 \\ \hline \end{array}$ 	<p>8</p> $\begin{array}{r} 10 \\ + 3 \\ \hline \end{array}$ 

NAME _____

DATE _____

More Counting Coins

1 Circle the counting by tens numbers in the grid below. Use this grid to help you figure out the value of each group of coins below:

1	2	3	4	5	6	7	8	9	10
11	12	13	14	15	16	17	18	19	20
21	22	23	24	25	26	27	28	29	30
31	32	33	34	35	36	37	38	39	40
41	42	43	44	45	46	47	48	49	50



Dime

10 cents

10¢



Penny

1 cent


1¢

2 Write the total amount of money for each set:

a							¢
b							¢
c							¢
d							¢
e							¢

DAY 2

Freddy Frog



Freddy Frog was not like other frogs. His frog friends lived in the pond. Freddy lived in a tree!

His friends ate flies. Freddy ate worms! His friends hopped on lily pads. Freddy swam laps in the pond! His friends croaked. Freddy sang silly songs!

Freddy did not care what other frogs thought of him. He liked being himself and doing things that made him happy.

1. Where did Freddy live?

- a. in the pond
- b. in a hole
- c. in a tree
- d. in the grass

2. What did Freddy do when his friends hopped on lily pads?

- a. hopped with them
- b. swam laps
- c. hid under lily pads
- d. took a nap

3. Is this story fiction or nonfiction?

- a. fiction
- b. nonfiction

4. Why was Freddy different?


Name _____

Reading Comprehension

Read the short passage and answer the questions.

School Carnival

Rico's class went to the school carnival today. It was a lot of fun. Rico won two prizes. He won a blue balloon and a toy car. He had a great time with all of his friends. First, he played a few games. Then, he got popcorn and lemonade with his friends. Finally, he got to watch a magic show. Rico can't wait to get home and tell his parents all about his fun day!



1. Where did Rico's class go?

2. What did Rico win?

3. What did he do first?

4. What did Rico eat at the carnival?

NAME _____

DATE _____


Crab & Sea Star Problems

Use pictures, numbers, and words to show how you solve the problems.

1 There were 7 crabs  and 5 sea stars .

How many arms and legs altogether?

There are _____ arms and legs altogether.

2  There were 55 arms. How many sea stars?

There are _____ sea stars.

NAME _____

DATE _____

Coins from Sarah's Piggy Bank

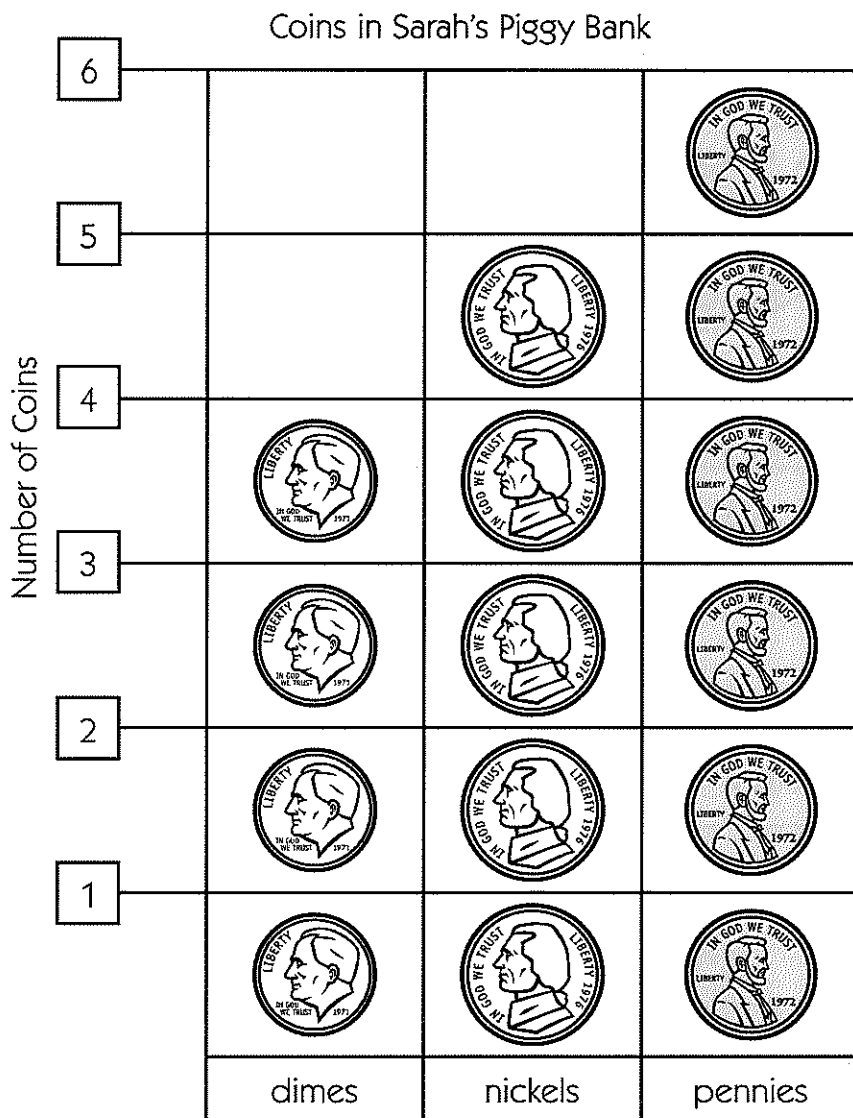
Sarah made a graph about the coins in her piggy bank.

1 How many pennies does Sarah have?

2 How many nickels does Sarah have?

3 Which coin does Sarah have the most of?

4 Which coin does Sarah have the fewest of?



CHALLENGE

5 Count all the money on the graph. How much is there in all?

6 Write three observations about Sarah's coin collection:

DAY 3


Name _____

Reading Comprehension

Read the short passage and answer the questions.

Picking Apples

Jonas is going apple picking with his sister, Maria. They are going to the apple orchard near their house. They need to pick twelve apples. Their mom is going to use the apples to make a big apple pie. At the orchard, Jonas picked nine apples and Maria picked three. They had a great day together. Now they can't wait to enjoy their pie!



1. Where is Jonas going?

- on a vacation
- on a fishing trip
- to school
- to the apple orchard

2. Who is he going with?

- mom
- Maria
- Joey
- dad

3. How many apples do they need?

- five
- nine
- twelve
- ten

4. What will their mom do with the apples?

- eat them
- give them away
- make a pie
- make apple juice

Read the passage.

Name _____

Date _____

A Snowy Day

It was a cold, winter day when the snow started at Molly's house. Molly and her brother, Jack, put on their snowsuits and headed out to play. Then, BAM! A snowball hit Molly from behind! She was very mad. She turned around and was happy to see that it was her friend Maddy! Next, a fun snowball battle began! Molly and Jack launched snowballs at Maddy and her sister, Mia. When they were done, the kids went in for hot cocoa and cookies.

Use the text to fill in the information

RL 1.3

1. What is the setting for this story?

- a. a snowball fight at school
- b. a winter day at Molly's house
- c. a winter night in the mountains

2. How did Molly feel when something hit her?

- a. mad
- b. scared
- c. sad

3. Who was in the snowball fight?

4. Describe how Moly's feelings changed in this story.

5. How did the story end?

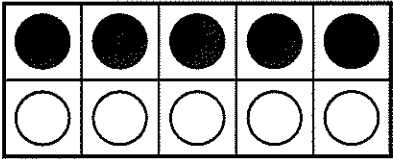
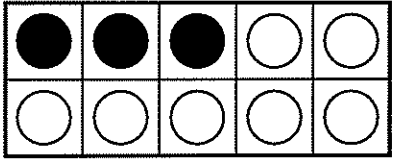
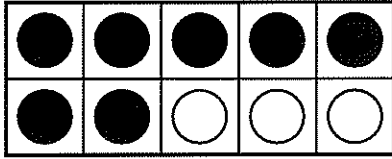

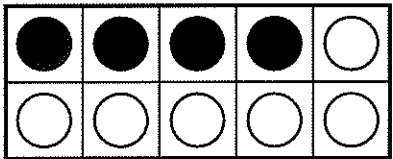
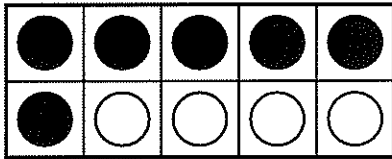
- a. The kids went to bed
- b. The kids had hot cocoa and cookies
- c. The kids had lunch

NAME _____

DATE _____

Make Ten Addition

1 Write an equation to match each ten frame.

<p>a</p>  <p><i>5 + 5 = 10</i></p>	<p>b</p> 	<p>c</p> 
<p>d</p> 	<p>e</p> 	<p>f</p> 

2 Solve each problem below.

_____ + 6 = 10

_____ + 9 = 10

_____ + 7 = 10

_____ + 8 = 10

_____ + 4 = 10

_____ + 5 = 10

9 + _____ = 10

2 + _____ = 10

4 + _____ = 10

5 + 4 + 1 = _____

7 + 2 + 1 = _____

1 + 2 + 3 + 4 = _____

3 + 3 + _____ = 10

5 + 1 + _____ = 10

1 + 8 + _____ = 10

DAY 4

Read the passage.

Name _____

Date _____

Grouchy Girl

A new girl started at school on Monday. She did not look friendly. She did not talk to anyone. The teacher tried to help her, but she started to cry. None of the students talked to her because they thought she looked so grouchy.

Sam and Rose walked up to her at recess. She looked sad. She told them her name was Sara. She said she was lonely because she left her friends at her old school and her pet bird had died. Sam and Rose asked her to play. Sara finally smiled. She was excited to have two new friends.

Use the text to answer the questions.

RL.1.2

1. Why weren't students talking to the new girl?

- a. They were scared of her
- b. They thought she looked grouchy
- c. The teacher told them not to

2. How did Sara feel at the beginning?

- a. sad
- b. excited
- c. happy

3. Tell two reasons Sara was sad? _____

4. What important lesson did Sam and Rose learn in this story? _____

5. What happened at the end of the story?

- a. Sara started crying
- b. The teacher helped Sara
- c. Sara finally smiled

Read the pages.

Name _____

Date _____

Table of Contents

What is a Shark?	2
Where Sharks Live.....	4
What Sharks Eat.....	7
Different Kinds of Sharks.....	10
Parts of a Shark.....	14
Glossary.....	15
Index.....	16

Different Kinds of Sharks

There are hundreds of kinds of sharks living in the world's oceans. Some of the more common sharks are the Hammerhead Shark, The Great White Shark, the Bull Shark, and the Tiger Shark.

The Great White Shark is the largest predator in the ocean. They have a great sense of smell, which helps them find food in the large ocean.

The Hammerhead Shark is known for having an unusual shape to its head. It is shaped like a hammer. 10

Use the text to answer the questions. RL.1.5

- What does the *table of contents* tell the reader?
 - gives the definitions of vocabulary words
 - explains how the book is organized
 - tells a story to entertain

2. This book is: **fiction** circle one **informational**

3. Explain how you know: _____

4. What is a *heading*?

- It gives the definitions of vocabulary words
- It tells a story to entertain
- It tells what a section will be about









5. Write the *heading* from the page above. _____

NAME _____

DATE _____

Different Ways to Write Money Amounts

Count the money in each box. Write the total in two different ways.


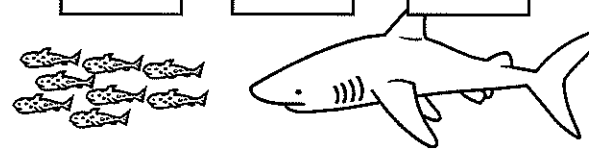

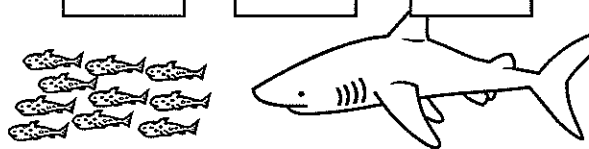


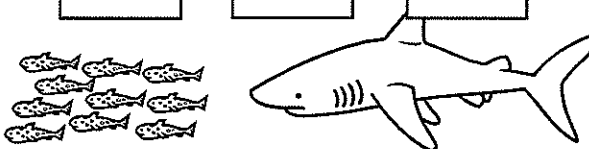


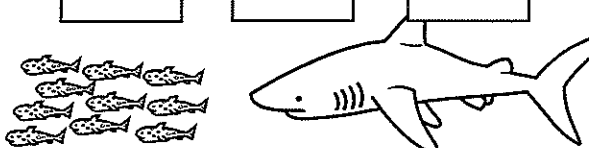
<p>1</p>  <p>_____ ¢ or \$0. <u>15</u></p>	<p>2</p>  <p>_____ ¢ or \$0. _____</p>
<p>3</p>  <p>_____ ¢ or \$0. _____</p>	<p>4</p>  <p>_____ ¢ or \$0. _____</p>
<p>5</p>  <p>_____ ¢ or \$0. _____</p>	<p>6</p>  <p>_____ ¢ or \$0. _____</p>
<p>7</p>  <p>_____ ¢ or \$0. _____</p>	<p>8</p>  <p>_____ ¢ or \$0. _____</p>

NAME _____

DATE _____

Hungry Shark Subtraction What's Missing?

1 Fill in the empty box for each problem.

$\boxed{10} - \boxed{} = \boxed{3}$ 	$\boxed{8} - \boxed{} = \boxed{4}$ 
$\boxed{9} - \boxed{3} = \boxed{}$ 	$\boxed{10} - \boxed{} = \boxed{5}$ 
$\boxed{} - \boxed{6} = \boxed{2}$ 	$\boxed{9} - \boxed{} = \boxed{5}$ 
$\boxed{10} - \boxed{} = \boxed{4}$ 	$\boxed{} - \boxed{2} = \boxed{6}$ 
$\boxed{9} - \boxed{} = \boxed{3}$ 	$\boxed{} - \boxed{3} = \boxed{7}$ 

DAY 5

Read the passage.

Name _____

Date _____

A Fun Day

On a hot day, Kim and Matt went to the park. They rode their bikes. Kim has a red bike and Matt has a blue bike. At the park, Matt likes to go down the big slides. Kim likes to swing on the bars. Then, Matt saw the ice cream truck. The kids walked across the park. Matt had a chocolate ice cream bar. Kim had a grape popsicle. After they ate the treats, the kids rode their bikes home. They were hot and tired, but they had a fun day!

Use the text to answer the questions.

RL.1.1

- How did the kids get to the park?
 - They walked
 - They rode their bikes
 - They rode their scooters
- Where did the kids get their treats?
 - at home
 - from the store
 - at the ice cream truck
- What does Matt like to do at the park?
 - go down the slide
 - run
 - swing on the bars
- Who saw the ice cream truck?
 - Kim
 - Matt
 - Mom
- How do the kids feel at the end of the story?
 - mean and angry
 - cold and sad
 - hot and tired
- Write a question you have about the story.

Read the passage.

Name _____

Date _____

The Big Race

It was time for Hannah to run in her first race. She had practiced every day. She had her new racing shoes on her feet. Her legs were shaking and her hands were sweating.

Her tummy felt a bit upset, too! Would she be fast enough?

As she got to the starting line, the crowd yelled and cheered. She heard her sister shouting her name! Then, BANG! The runners were off! Hannah ran as fast as she could and won the race! Her family hugged her. They told her they were so proud of her. She was proud of herself, too. All of her hard work had paid off!

Use the text to answer the questions. RL.1.4

1. How was Hannah feeling at the beginning of the story?

- a. happy
- b. nervous
- c. angry

3. Write **two** words or phrases from the story that appeal to your sense of **hearing**:

2. List **two** clues from the story that help you understand how Hannah was feeling before the race.

4. How was Hannah feeling at the end of the story?

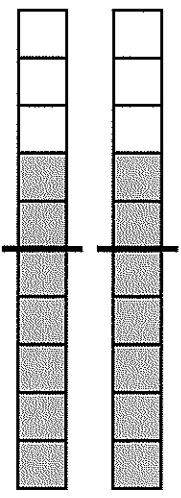
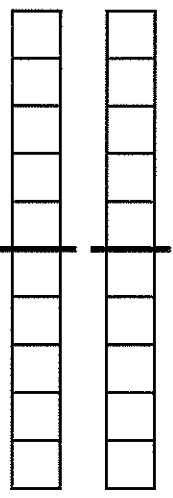
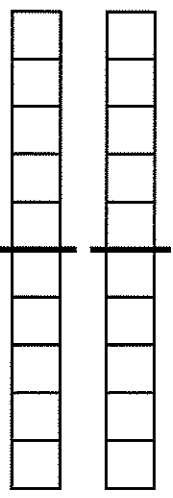
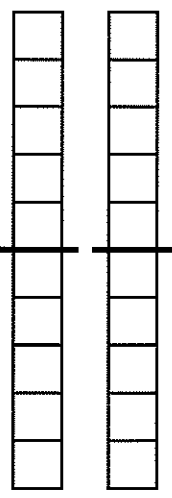
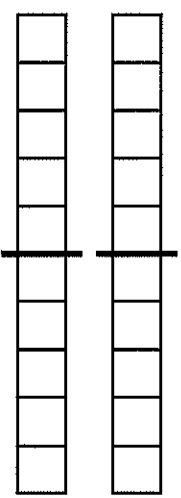
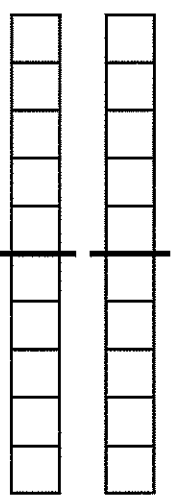
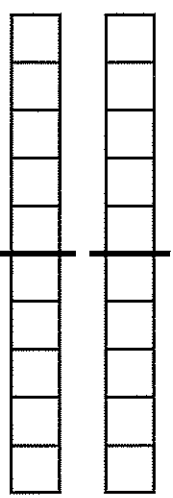
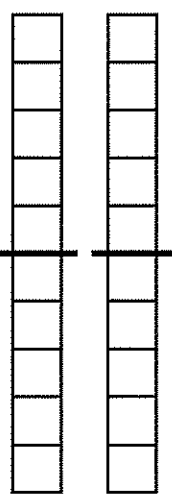
- a. sad
- b. proud
- c. scared

NAME _____

DATE _____

Doubles & Neighbors

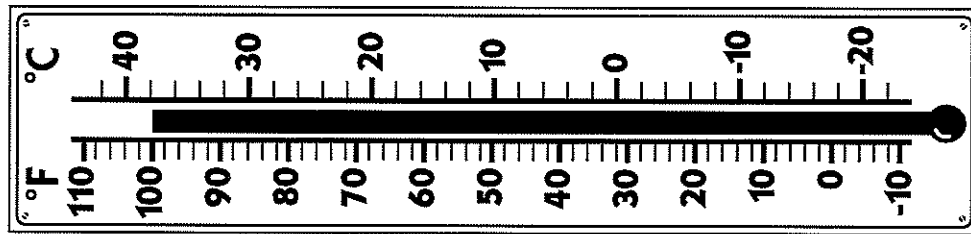
Color the ten-strips to match each addition problem. Solve each equation.

<p>example</p>  $\begin{array}{r} 7 \\ + 7 \\ \hline 14 \end{array}$	<p>1</p>  $\begin{array}{r} 7 \\ + 8 \\ \hline \end{array}$	<p>2</p>  $\begin{array}{r} 8 \\ + 8 \\ \hline \end{array}$	<p>3</p>  $\begin{array}{r} 9 \\ + 8 \\ \hline \end{array}$
<p>4</p>  $\begin{array}{r} 6 \\ + 6 \\ \hline \end{array}$	<p>5</p>  $\begin{array}{r} 5 \\ + 6 \\ \hline \end{array}$	<p>6</p>  $\begin{array}{r} 4 \\ + 4 \\ \hline \end{array}$	<p>7</p>  $\begin{array}{r} 4 \\ + 5 \\ \hline \end{array}$

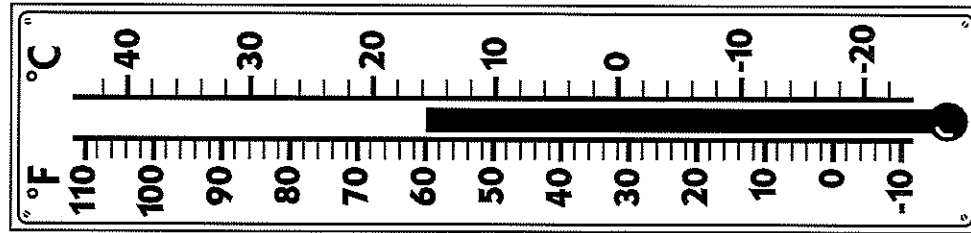
NAME _____ DATE _____

Bath Water & January Ocean Water Temperatures

1 Find the difference and show how you figured it out:

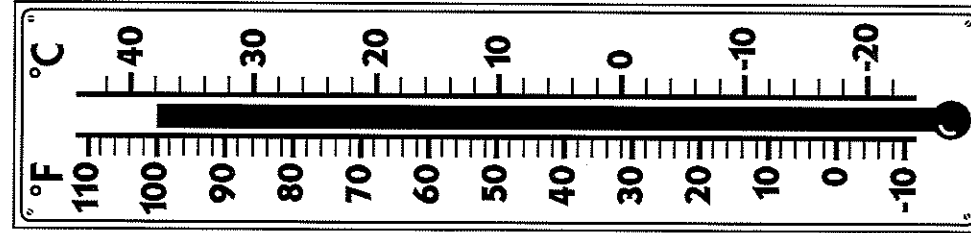


A Warm Bath

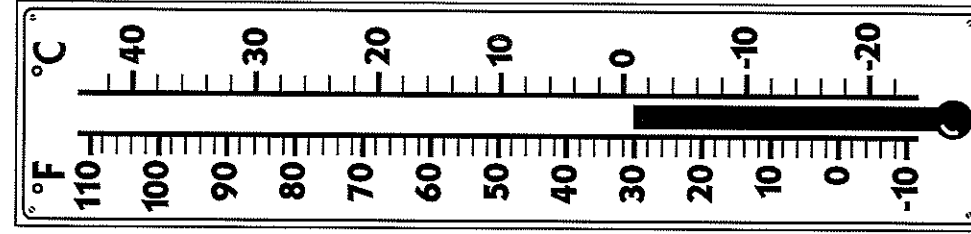


The Northern California Coast

2 Find the difference and show how you figured it out:



A Warm Bath



The Antarctic Ocean

First Grade Science Choice Board

Please complete 1-2 activities per virtual learning day.

Assignment Title	Assignment Description	Instructions for Parents/Guardians
Weather Observation Journal	Keep a journal of daily weather observations for one week.	Help your child record the weather each day, noting temperature and conditions.
Weather Chart	Draw a chart showing today's weather and what season it is.	Assist your child in observing the weather and drawing their chart.
Plant Growth Observation	Plant a seed and watch it grow, noting changes each day.	Provide a small pot, soil, and seeds; help them write daily observations.
Simple Machine Exploration	Identify and draw examples of simple machines in your home.	Help your child find and draw at least three simple machines around the house.
Science Story Time	Choose a science-themed book and read it together.	Read the book aloud, discussing the science concepts as you go.
Weather Report Video	Make a short video reporting the weather today.	Use a phone or tablet to record a short weather report with your child.
Shadow Experiment	Create shadows using a flashlight and different objects.	Set up a flashlight in a dark room and experiment with different objects to see shadows.
Recycled Art Project	Create an art piece using recycled materials.	Collect recycled materials and guide your child in creating their art project.
Insect Investigation	Observe and draw different insects you find outside.	Help your child explore the yard or park, looking for insects to observe and draw.

First Grade Social Studies Choice Board

Please complete 1-2 activities per virtual learning day.

Assignment Title	Assignment Description
Family Tree Project	Create a family tree using pictures or drawings of your family members.
Neighborhood Map	Draw a map of your neighborhood and label important places like parks and schools.
Cultural Celebration	Research a cultural celebration and create a poster explaining it.
History Story Time	Find a story about a historical figure and share it with your family.
My Community Helpers	Draw and label five community helpers and describe what they do.
Weather Journal	Keep a journal for a week recording the daily weather and how it affects your activities.
Virtual Museum Tour	Take a virtual tour of a museum and write about your favorite exhibit.
Role Play	Dress up as your favorite historical figure and explain why they are important.
Postcard from the Past	Create a postcard as if you were visiting a historical site and describe what you see.
Community Service Idea	Write about a way you can help your community and plan a small service project.